


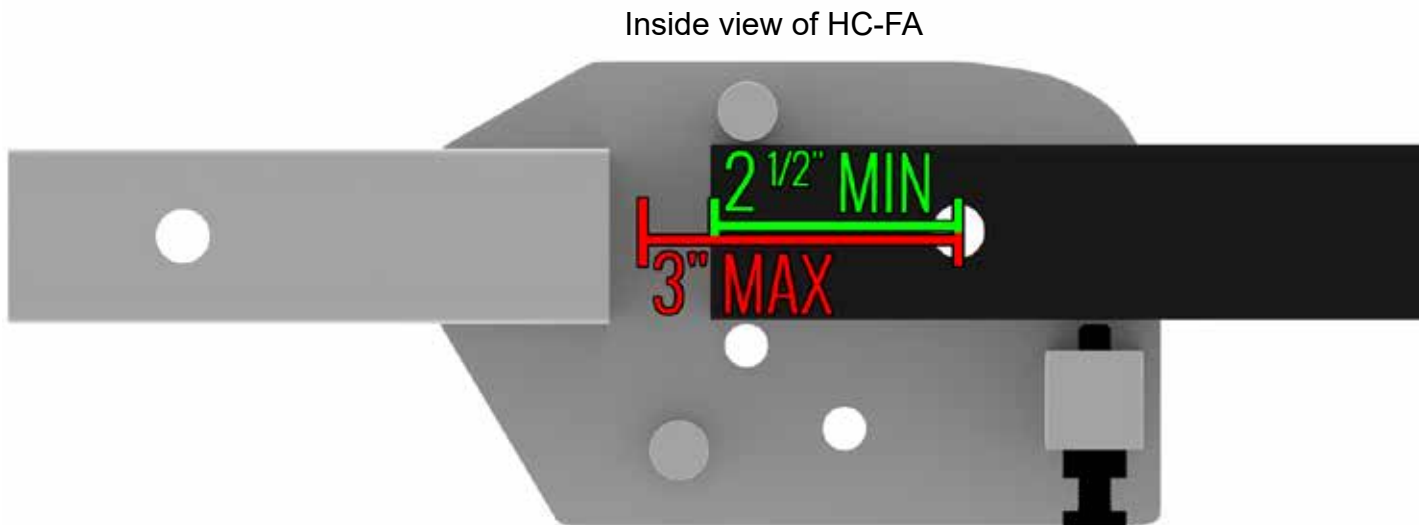
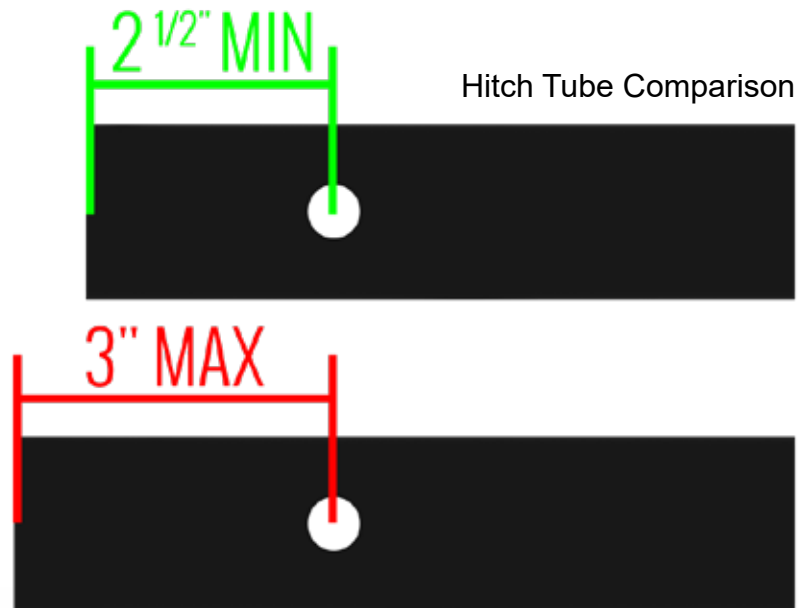


Folding Hitch Adapter Product Compatibility/Instruction Manual for Part # HC-FA



Diagram

The Hitch Tube Comparison displays the minimum and maximum dimensions required from the middle of the hitch tube pin hole to the end of the hitch tube. Products that measure more than 3" or less than 2-1/2" are NOT compatible with the HC-FA.



General Guidelines

- It is the user's responsibility to read and follow all instructions.
- Keep these instructions with the product at all times and review before each use.
- It is the responsibility of this product's owner to furnish the instructions to any person that borrows or purchases the product.
- Inspect the product before use to ensure it is assembled properly and all parts are in safe working order and free of defects.
- Never modify this product in any way.
- All circumstances cannot be addressed in these instructions. Please use common sense and practice general safety measures when using this product.
- Parts and/or instructions are subject to change without notice.

Tools Required

- 19mm or 3/4" wrench
- 15/16" wrench

Parts




Part	Description	Quantity
1	Folding Hitch Adapter	1
2	12.25mm Pin with Clip	1


Part	Description	Quantity
3	Anti-Wobble Pivot Bolt (Use 15/16" wrench)	1
4	Jam Nut (Use 19mm or 3/4" wrench)	1

Assembly


Step 1. Flip folding hitch adapter (1) upside down and install jam nut (4). Hand tighten jam nut for now.



Step 2. Install folding hitch adapter to hitch receiver with 5/8" hitch pin (sold separately).



Step 3. Install hitch mounted product to folding hitch adapter with anti-wobble pivot bolt (3). Apply nut. Tighten with 15/16" wrench.



Step 4. Insert 12.25mm pin to top hole when the hitch mounted product will be occupied. Apply R-clip. Tighten jam nut with 19mm or 3/4" wrench to secure and level hitch mounted product.



Step 5. To fold hitch mounted product up for transport, loosen jam nut and remove 12.25mm pin. Fold hitch mounted product up and insert 12.25mm pin to bottom hole. Apply R-clip



*Please Note: Pin holes may need to be filed down with a knife or similar sharp object to get rid of excess paint for 12.25mm pin to fit.

Product Warranty and Liability

GENERAL PRODUCT WARRANTY: Products purchased from the Authorized Dealer (original place of purchase) or Merchant (“Dealer”) will be free of defects in material and workmanship at the time of receipt, and will meet the specifications stated at the place of purchase transaction or online at the Dealer’s website, under normal use and service when correctly installed, operated and maintained. This product warranty is effective for the period of time stated below, unless otherwise stated in the product instructions or depicted in the product advertisement. **All Authorized Dealer warranties are NON-TRANSFERABLE** and cover only the original end purchaser. This limited warranty does not cover products purchased through non-authorized dealers. Non-authorized dealer receipts are not accepted for warranty verification.

*****Warranty claims must be made directly to the original place of purchase.*****

WARRANTY PERIOD: This warranty remains in force for one year from the date of the product’s accepted delivery. The Authorized Dealer offers a one year manufacturer’s warranty for most products unless otherwise specified on the product advertisement.

WARRANTY SERVICE: The Authorized Dealer will replace any defective or malfunctioning part at no charge, including payment of the shipping costs of parts or replacement product to and from the manufacturer. The purchaser is responsible for labor charges. If the product does not meet specifications as depicted in the advertisement, the Authorized Dealer will refund the full purchase price of the product.

Questions regarding the warranty on a specific product and warranty claims should be directed to the Authorized Dealer with whom the purchase transaction was made.

WARRANTY LIMITATIONS: The above warranty does not apply to products that are repaired, modified or altered by any party other than the Authorized Dealer; are subjected to unusual physical stress or conditions (such as overloaded ramps or corrosion), natural disaster, governmental actions, wars, strikes, labor disputes, riots, theft, vandalism, terrorism or any reason beyond reasonable control; are damaged due to improper installation, misuse, abuse, accident or negligence in use, storage, transportation or handling, or tampering; or to products that are considered consumable items or items requiring repair or replacement due to normal wear and tear.

Product should be inspected prior to signing for delivery. Product damage incurred during shipping, unless noted on the Bill of Lading at the time of delivery, renders this warranty void.

LIMITED LIABILITY: In no event shall THE AUTHORIZED DEALER be liable to the purchaser or any third party for any indirect, incidental, consequential, special, exemplary or punitive damages arising out of the use of the product, including, without limitation, property damage, loss of value of the product or any third party products that are used in or with the product, or loss of use of the product or any third party products that are used in or with the product.

